

St. Louis Mercantile Library

AT THE UNIVERSITY OF MISSOURI - ST. LOUIS



REPORT ON MERCANTILE LIBRARY FUNDS

For the Fiscal Years Ended June 30, 2013, 2012, and 2011

October 11, 2013

ST. LOUIS MERCANTILE LIBRARY

at the University of Missouri-St. Louis
For the Fiscal Years Ended June 30, 2013, 2012, and 2011

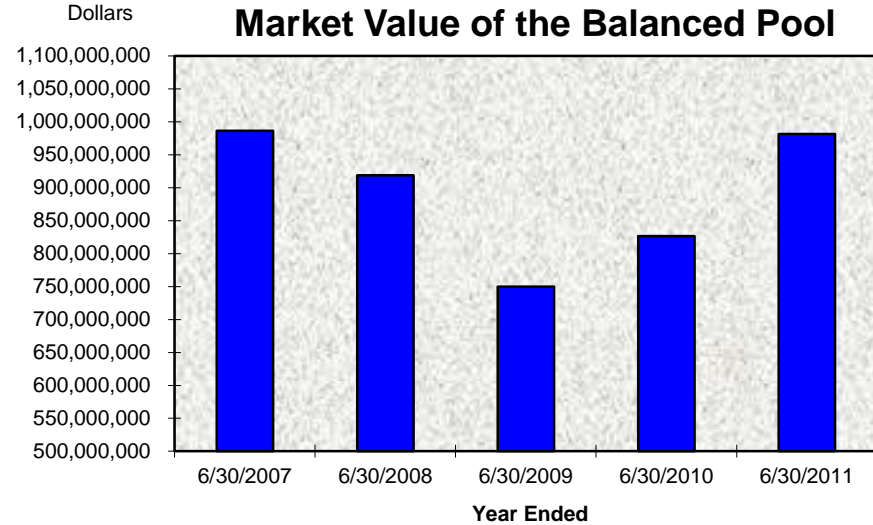
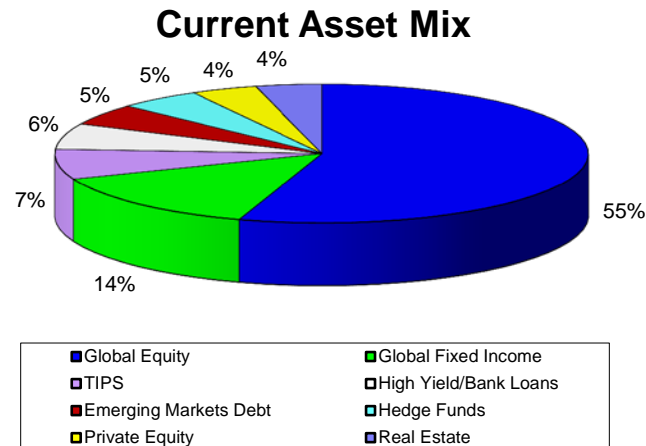
Table of Contents

DESCRIPTION	PAGE
Investment Performance and Portfolio Asset Mix for University of Missouri System's Balanced Pool:	
• Through June 30, 2011	1
• Through June 30, 2012	2
• Through June 30, 2013	3
Charts of Fund Balances & Revenues and Expenditures by Type and Library	4 - 8
Consolidated Statement of Revenues, Expenditures and Changes in Fund Balance	9
Summary of Fund Balances	10 - 12
Notes to the Financial Statements	13 - 14
Consolidating Statement of Revenues, Expenditures and Changes in Fund Balance:	
• Endowed, Trust and Association Funds for Fiscal Year Ended June 30, 2011	15
• Expendable Funds for Fiscal Year Ended June 30, 2011	16
• Endowed, Trust and Association Funds for Fiscal Year Ended June 30, 2012	17
• Expendable Funds for Fiscal Year Ended June 30, 2012	18
• Endowed, Trust and Association Funds for Fiscal Year Ended June 30, 2013	19
• Expendable Funds for Fiscal Year Ended June 30, 2013	20
Consolidating Balance Sheet	
• June 30, 2011	21
• June 30, 2012	22
• June 30, 2013	23

UNIVERSITY OF MISSOURI BALANCED POOL

As of June 30, 2011 the market value of endowments in the Balanced Pool was \$981 million. The objective of the pool is to provide income for expenditure while preserving the purchasing power of the endowment principal. In order to meet this objective, the fund distributes about 5 percent annually of a trailing 12-quarter average of the endowment's market value. The actual amount available to distribute in any given year will not exceed 106% of the prior year's distribution, or be less than 96% of the prior year's distribution.

The fund is invested for long-term growth, with broadly diversified investments to reduce risk. The fund employs a total return approach, with an emphasis on equities. The pool is invested in U.S. and international equities, as well as emerging markets equities. The pool has investments in fixed income, both U.S. and international, including a dedicated allocation to TIPS (Treasury Inflation-Protected Securities). In addition to the above, the pool also has small allocations to hedge funds, real estate, and private equity investments to further diversify the investment portfolio. The current asset mix of the pool is shown below.



Historical Total Returns (Annualized)

For Periods Ended June 30, 2011

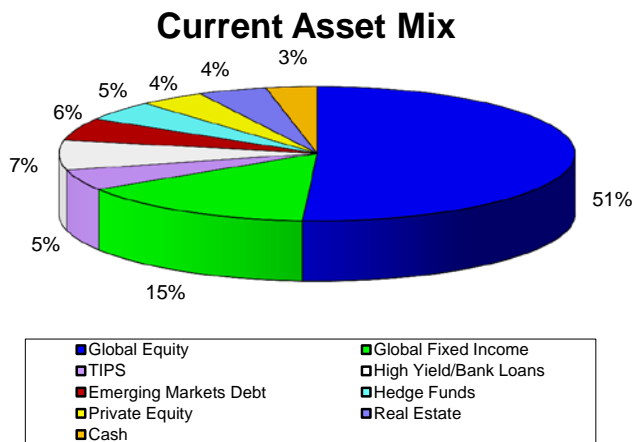
(Returns are shown net of investment managers' fees)

	Univ of Mo Total Return	Univ of Mo Benchmark	S&P 500	Barclays Global (Bonds)	CPI
1-year	21.5%	22.3%	30.7%	10.5%	3.6%
3-years	3.8	3.4	3.3	6.0	1.0
5-years	4.6	4.8	2.9	7.1	2.2
10-years	5.8	6.0	2.7	7.4	2.4
20-years	8.5	8.4	8.7	7.1	2.6
30-years	10.2	N/A	11.0	N/A	3.1

UNIVERSITY OF MISSOURI BALANCED POOL

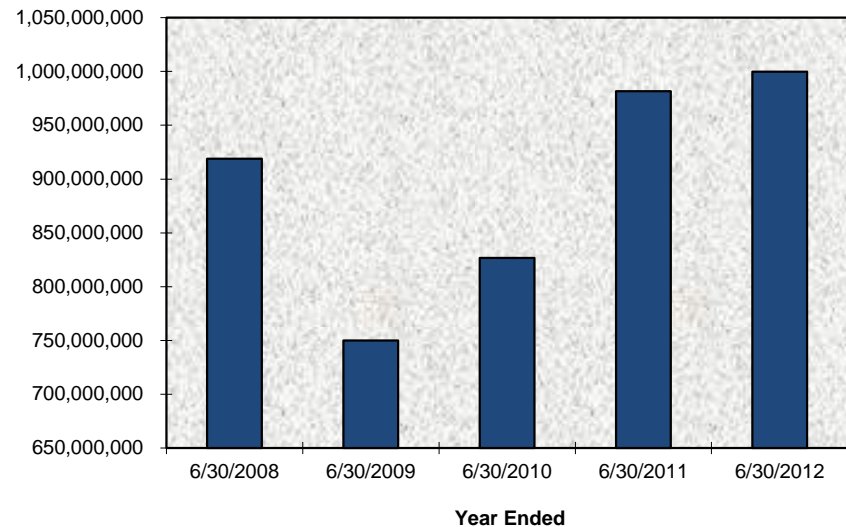
As of June 30, 2012 the market value of endowments in the Balanced Pool was \$999 million. The objective of the pool is to provide income for expenditure while preserving the purchasing power of the endowment principal. In order to meet this objective, the fund distributes about 5 percent annually of a trailing 12-quarter average of the endowment's market value. The actual amount available to distribute in any given year will not exceed 106% of the prior year's distribution, or be less than 96% of the prior year's distribution.

The fund is invested for long-term growth, with broadly diversified investments to reduce risk. The fund employs a total return approach, with an emphasis on equities. The pool is invested in U.S. and international equities, as well as emerging markets equities. The pool has investments in fixed income, both U.S. and international, including a dedicated allocation to TIPS (Treasury Inflation-Protected Securities). In addition to the above, the pool also has small allocations to hedge funds, real estate, and private equity investments to further diversify the investment portfolio. The current asset mix of the pool is shown below.



Dollars

Market Value of Endowments in the Balanced Pool



Historical Total Returns (Annualized)
For Periods Ended June 30, 2012

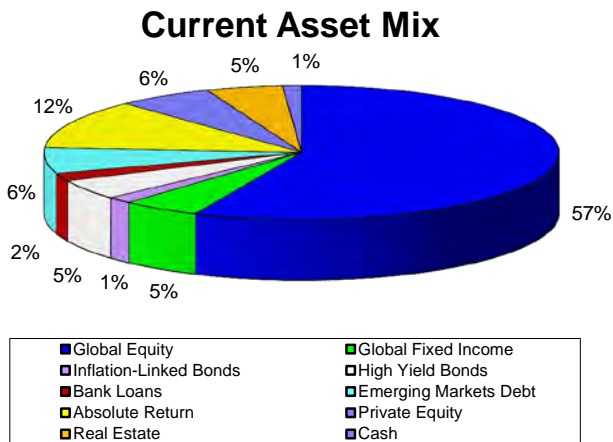
(Returns are shown net of investment managers' fees)

	Univ of Mo Total Return	Univ of Mo Benchmark	MSCI World (Eqys)	Barclays Global (Bonds)	CPI
1-year	-0.9%	0.5%	-4.4%	2.7%	1.7%
3-years	10.3	10.9	11.6	6.0	2.1
5-years	1.1	1.2	-2.4	6.7	2.0
10-years	6.4	6.8	5.7	6.5	2.5

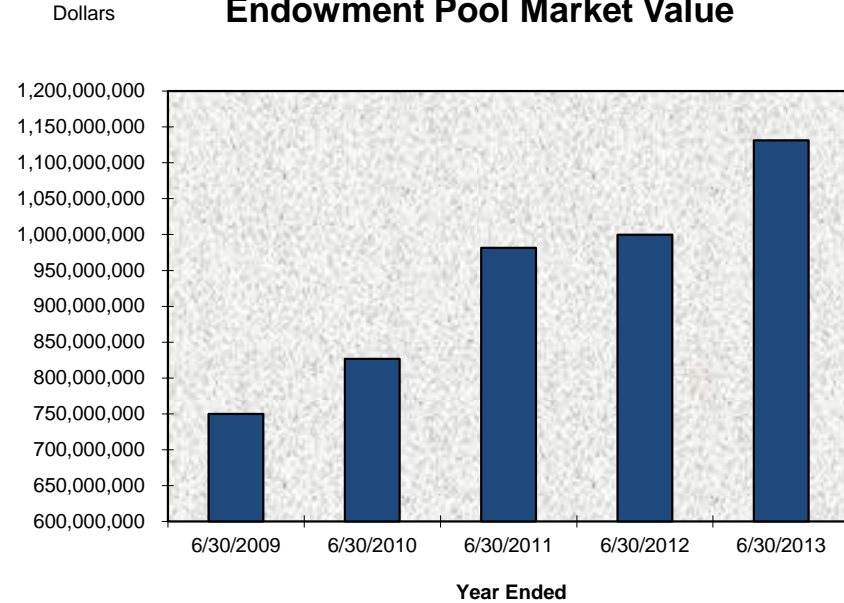
UNIVERSITY OF MISSOURI ENDOWMENT POOL

As of June 30, 2013 the market value of the University's Endowment Pool was \$1,131 million. The objective of the pool is to provide funds for current expenditure while preserving the purchasing power of the endowment principal. In order to meet this objective, the fund distributes between 4.5 and 5 percent annually of the trailing 28-quarter average of the endowment's market value. The endowment spending distributions are calculated annually and paid out monthly (1/12 each month).

The fund is invested for long-term growth, with broadly diversified investments to reduce risk. The fund employs a total return approach, with an emphasis on equities. The pool is invested in U.S. and international equities, as well as emerging markets equities. The pool has investments in fixed income, both U.S. and international, including a dedicated allocation to global inflation-linked bonds. In addition to the above, the pool also has allocations to absolute return funds, real estate, and private equities to further diversify the investment portfolio. The current asset mix of the pool is shown below.



Endowment Pool Market Value



Historical Total Returns (Annualized)

For Periods Ended June 30, 2013

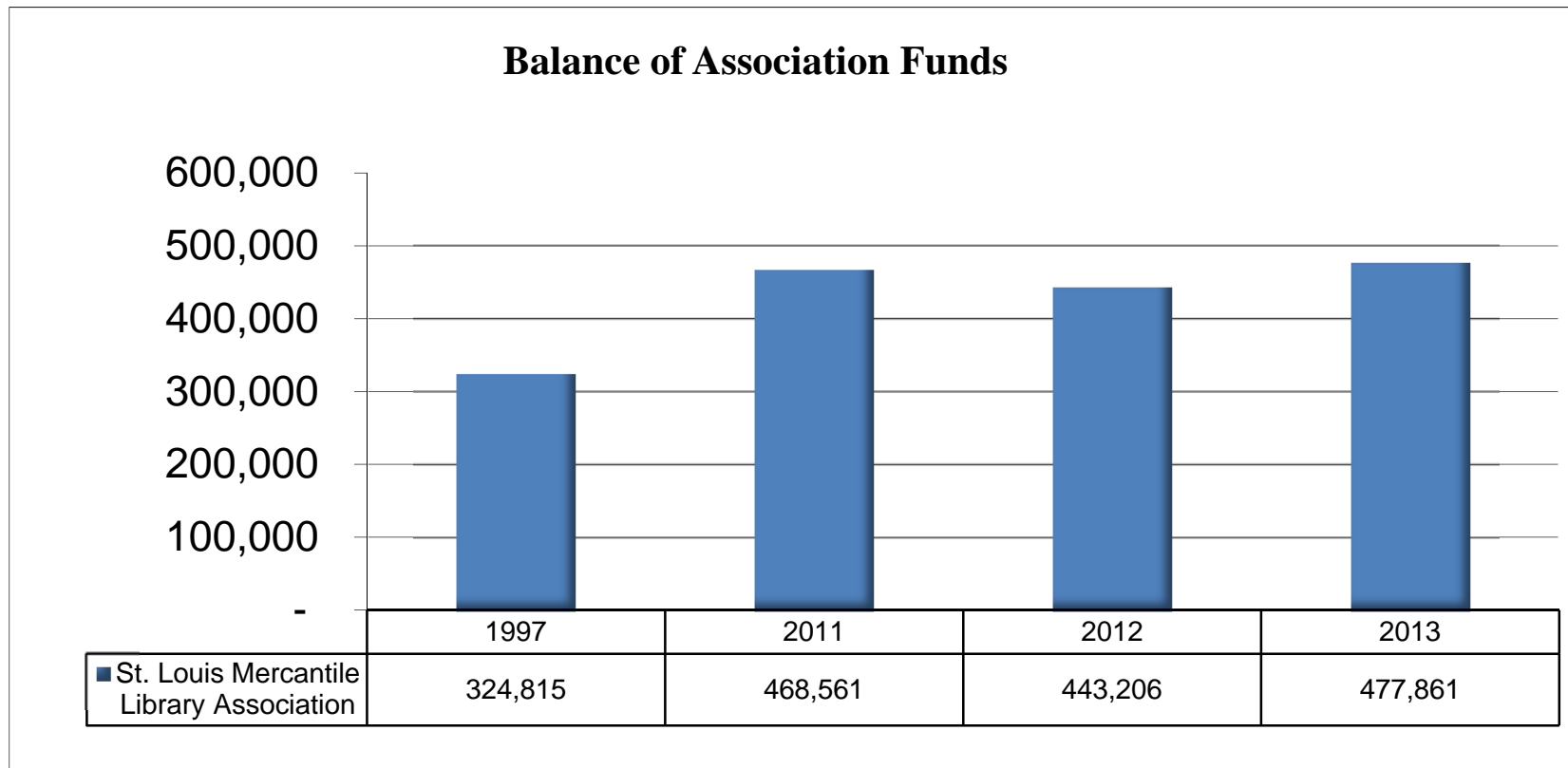
(Returns are shown net of investment managers' fees)

	Univ of Mo Total Return	Univ of Mo Benchmark	MSCI ACWI IMI (Eqys)	Barclays Global (Bonds)	CPI
1-year	12.6%	12.4%	17.7%	-2.2%	1.8%
3-years	10.6	11.3	13.2	3.6	2.3
5-years	4.5	4.4	3.3	4.5	1.3
10-years	7.2	7.7	8.6	4.6	2.4

ST. LOUIS MERCANTILE LIBRARY

at the University of Missouri-St. Louis

As of April 1, 1997 and June 30, 2011, 2012 and 2013



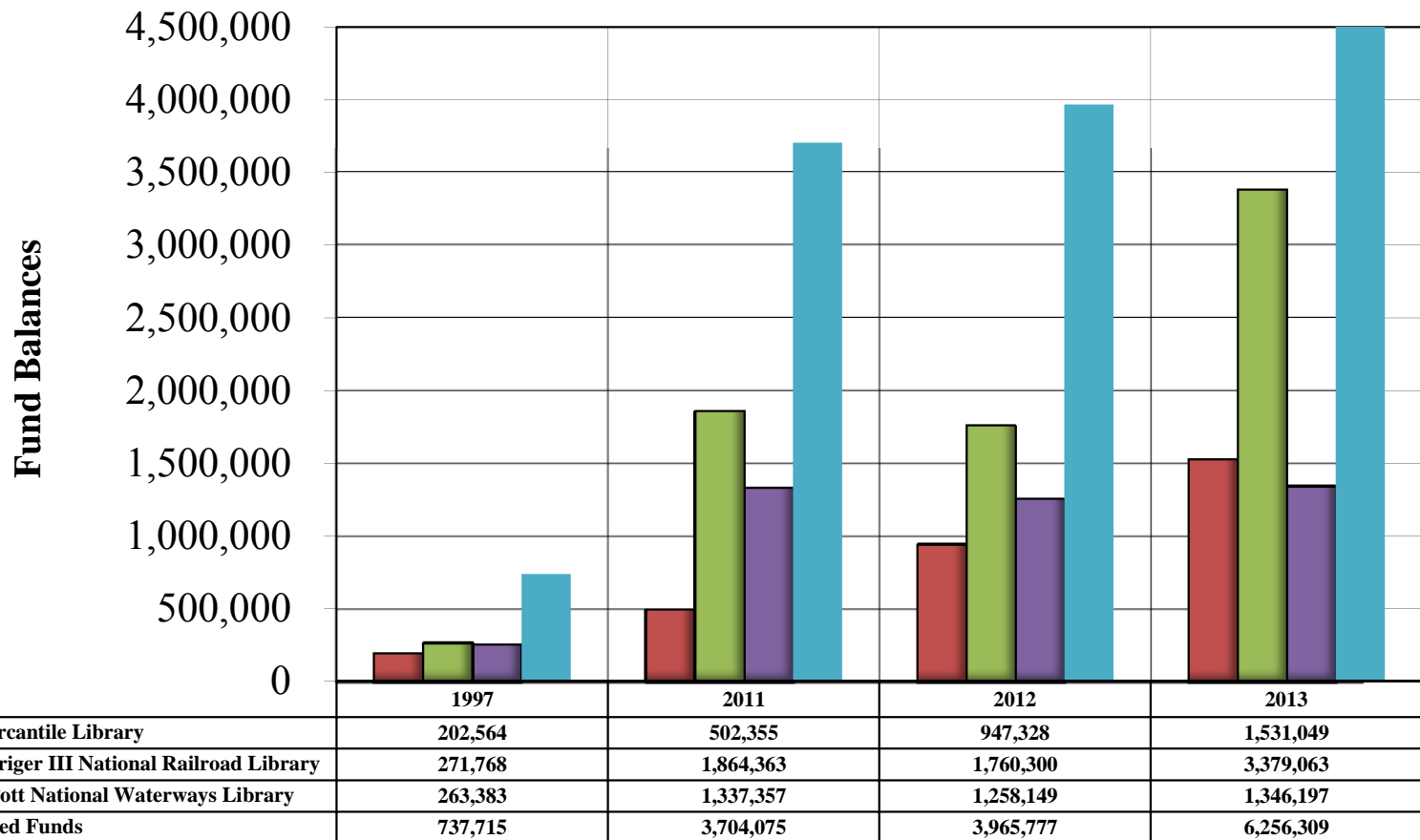
See Notes to Financial Statements

ST. LOUIS MERCANTILE LIBRARY

at the University of Missouri-St. Louis

As of April 1, 1997 and June 30, 2011, 2012 and 2013

Endowed Gift Funds

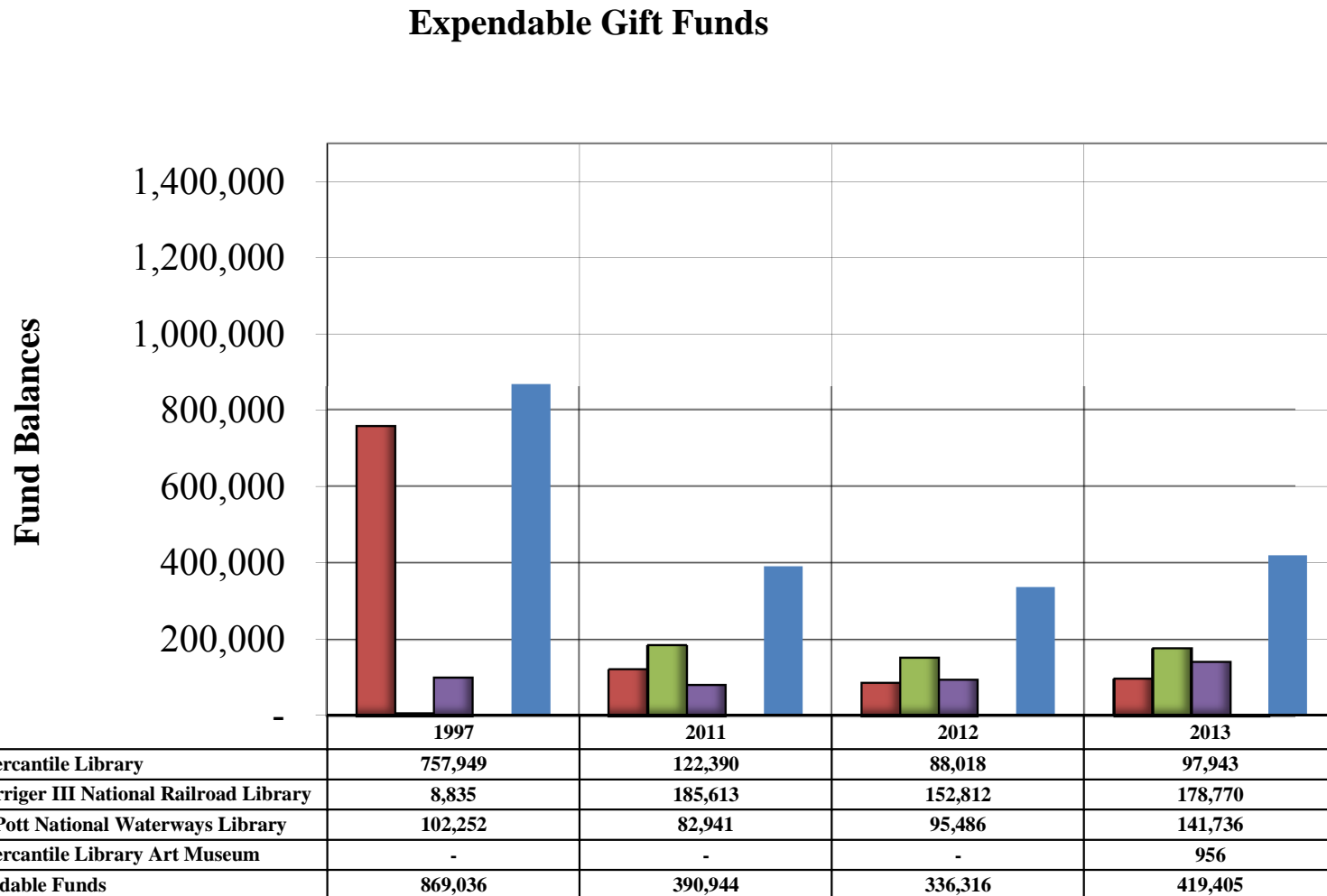


Excludes Operating, Expendable Gift and Grant Funds Related to Library

ST. LOUIS MERCANTILE LIBRARY

at the University of Missouri-St. Louis

As of April 1, 1997 and June 30, 2011, 2012 and 2013

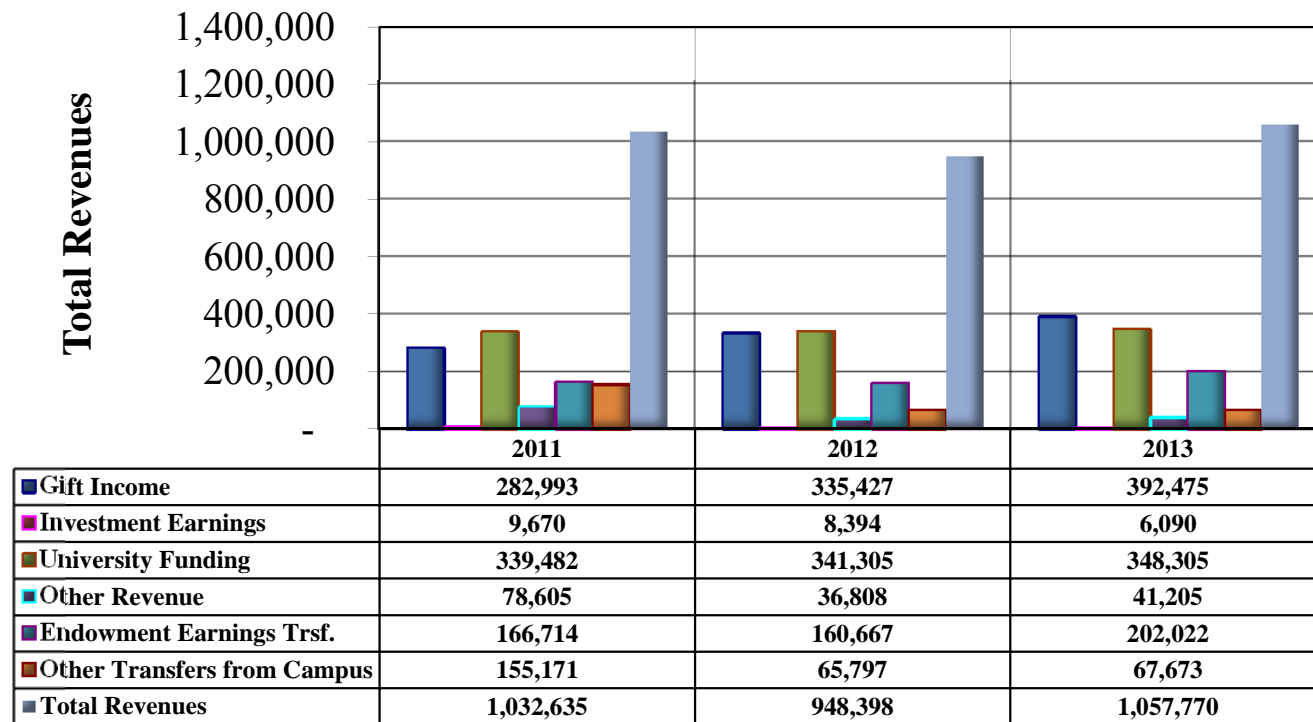


Excludes Operating, Endowed Gift and Grant Funds Related to Library

ST. LOUIS MERCANTILE LIBRARY

at the University of Missouri-St. Louis
For the Fiscal Years Ended June 30,

Revenues - Operating and Expendable Gift Funds



Excludes gifts-in-kind

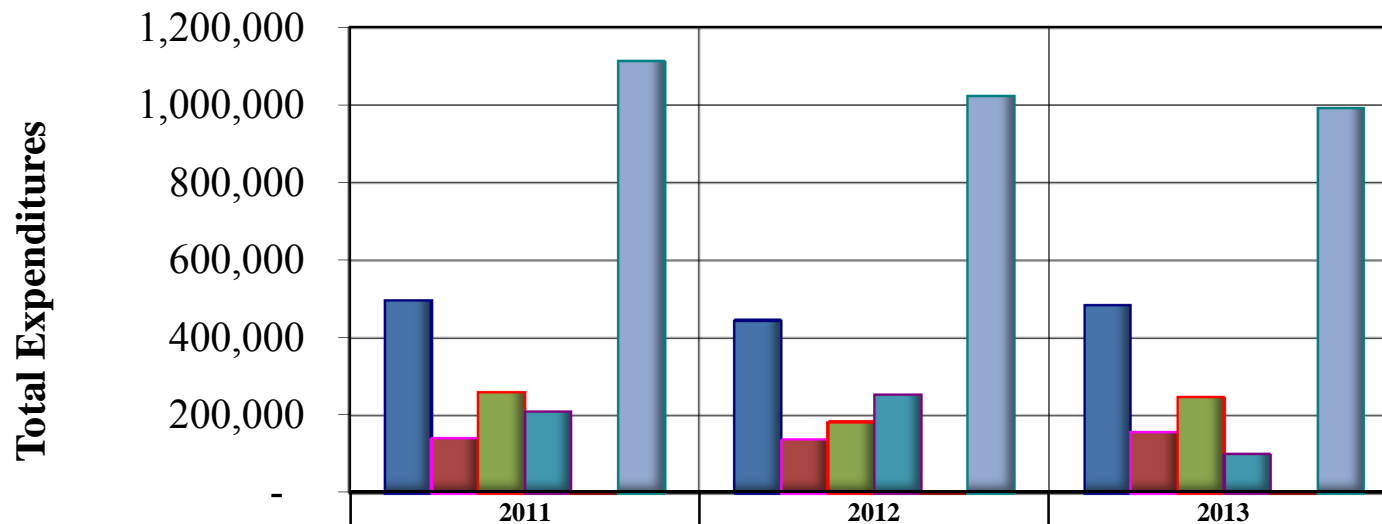
See Notes to Financial Statements

ST. LOUIS MERCANTILE LIBRARY

at the University of Missouri-St. Louis

For the Fiscal Years Ended June 30,

Expenditures - Operating and Expendable Gift Funds



Salaries & Wages	498,887	446,708	485,227
Staff Benefits	142,306	138,047	158,143
Operating Exp. & Scholarships	262,596	184,538	247,945
Library Acquisitions	211,092	254,683	101,384
Bldg. Improv. & Equip.	453	965	374
Total Expenditures	1,115,334	1,024,941	993,073

Excludes gifts-in-kind

See Notes to Financial Statements

ST. LOUIS MERCANTILE LIBRARY
 at the University of Missouri-St. Louis
 Consolidated Statement of Revenues, Expenditures and Changes in Fund Balance
 Expendable and Operating Funds Related to Library
 For the Fiscal Years Ended June 30,

	<u>2011</u>	<u>2012</u>	<u>2013</u>
Gift Income *	282,993	335,427	392,475
Investment Earnings	9,670	8,394	6,090
University Funding	339,482	341,305	348,305
Other Revenue	78,605	36,808	41,205
TOTAL REVENUES	710,750	721,934	788,075
Salaries & Wages	498,887	446,708	485,227
Staff Benefits	142,306	138,047	158,143
Operating Expenses	262,596	184,538	247,945
Scholarships and Fellowships	-	-	-
Library Acquisitions *	211,092	254,683	101,384
Building Improvements & Equipment	453	965	374
TOTAL EXPENDITURES	1,115,334	1,024,941	993,073
EXCESS (DEFICIENCY) OF REVENUES OVER EXPENDITURES	(404,584)	(303,007)	(204,998)
Transfer from Endowment Earnings - Distribution to Expendable Funds	166,714	160,667	202,022
Other Transfers from the University	155,171	65,797	67,673
Fund Balance, Beginning	517,913	435,214	358,671
Fund Balance, End	435,214	358,671	423,368

* Excludes gifts-in-kind, see Note 4, page 13
 See Notes to Financial Statements

ST. LOUIS MERCANTILE LIBRARY

at the University of Missouri-St. Louis

Summary of Fund Balances

As of the Date Indicated

	April 1, 1997	2011	June 30, 2012	2013
<u>University Operations</u>				
Mercantile Library General Operating	-	1,970	2,016	71
Mercantile Library Academic Programs	-	1,019	18,227	171
Mercantile Library Misc. Activities	-	41,281	2,112	3,721
Total	-	44,270	22,355	3,963
<u>Endowed Funds</u>				
<u>St. Louis Mercantile Library</u>				
Benton Roblee Duhme Book	14,117	19,627	18,396	19,652
Allen P. and Josephine B. Green Foundation Rare Book	19,904	27,539	25,812	27,574
Evelyn and Eric Newman Book	35,998	49,800	46,677	50,113
Paul Kelter Weil Travel Book	11,476	16,047	15,178	16,357
Western Americana	121,069	167,964	157,441	168,189
Ruth A. Bryant Banking History	-	32,423	30,390	32,464
Donald Cresswell Map & Print	-	2,427	2,401	2,705
Elizabeth Dunlap Book	-	19,170	17,968	19,194
Macy Co Academic Program Collection	-	27,426	25,706	27,461
Shopmaker Political Collection	-	97,592	91,471	97,716
Mercantile Library History Scholarship Match	-	42,340	40,888	43,881
Mercantile Library Curator of Art	-	-	475,000	1,003,885
Hoover Endowed Executive Director	-	-	-	21,858
Total	202,564	502,355	947,328	1,531,049
<u>John W. Barriger III National Railroad Library</u>				
Elizabeth T. Barriger Book	70,499	113,897	106,754	114,042
John W. Barriger III	201,269	380,660	356,788	381,145
John W. Barriger IV	-	22,036	21,798	24,558
AAR Scholarship	-	12,308	11,536	12,324
UP Foundation Acquisition	-	67,707	64,511	69,522
CN Endowed Acquisitions	-	24,146	22,632	24,177
Robert McKnight Curatorship	-	1,243,609	1,176,281	2,753,295
Total	271,768	1,864,363	1,760,300	3,379,063
<u>Herman T. Pott National Inland Waterways Library</u>				
Ruth Ferris Endowment	230,211	532,561	499,159	533,236
Herman T. Pott National Inland Waterways Library	13,438	19,727	18,489	19,752
Captain Donald T. Wright Award for Maritime Transportation	19,734	27,303	25,590	27,412
James V. Swift for Pott Library	-	731,640	690,423	739,637
Mercantile Preservation Conservation	-	26,126	24,488	26,160
Total	263,383	1,337,357	1,258,149	1,346,197
Total - All Endowed Funds	737,715	3,704,075	3,965,777	6,256,309

See Notes to Financial Statements

ST. LOUIS MERCANTILE LIBRARY

at the University of Missouri-St. Louis

Summary of Fund Balances

As of the Date Indicated

	April 1, 1997	2011	June 30, 2012	2013
<u>Expendable Funds</u>				
<u>St. Louis Mercantile Library</u>				
Benton Roblee Duhme Book	-	29	299	638
Allen P. and Josephine B. Green Foundation Rare Book	-	557	194	215
Evelyn and Eric Newman Book	-	276	12	605
Paul Kelter Weil Travel Book	-	2,005	-	547
Western Americana	-	462	5	2,234
Ruth A. Bryant Banking History	-	4,240	966	673
Elizabeth Dunlap Book	-	206	204	807
Macy Co Academic Program Collection	-	4,787	1,014	1,839
St. Louis Globe-Democrat Preservation	8,688	-	-	-
TRF Foundation Scholarship in Transportation Studies	-	1,545	1,576	1,600
John A Hecker Memorial Fund	-	16,323	16,653	-
Robert McKnight Book Fund	-	1,452	1,481	1,504
E. Desmond Lee/Mercantile Library Fund	-	1,062	1,083	102
Dunlap Book Conservation	-	-	-	-
Memberships in St. Louis Mercantile Library Association	-	10,232	10,109	7,763
St. Louis Mercantile Library at UMSL General	749,261	31,743	38,937	40,852
Mercantile Library History Scholarship	-	9,251	11,294	13,395
Mercantile Special Events	-	6,629	6	7,176
Shopmaker Political Collection	-	6,354	4,185	10,670
Art Curator Support	-	25,237	-	-
Mercantile Library Curator of Art	-	-	-	7,323
Total	757,949	122,390	88,018	97,943
<u>John W. Barriger III National Railroad Library</u>				
Elizabeth T. Barriger Book	-	148	5,231	7,429
John W. Barriger III Library	-	35,767	26,470	216
AAR Scholarship	-	5,070	5,722	6,351
UP Foundation Acquisition	-	5,442	9,555	22,248
CN Endowed Acquisitions	-	8,135	86	1,152
Robert McKnight Endowed Curator Barriger Library	-	2,650	155	27,752
Barriger Photo Negative Project (CLOSED FUND)	882	-	-	-
Barriger Oral History Project	7,953	14,405	14,696	14,918
Barriger Campaign for Excel. & Growth	-	91,811	81,088	88,747
The West the Railroads Made	-	12,570	-	-
Robert McKnight Manuscript Fund	-	9,615	9,809	9,957
Total	8,835	185,613	152,812	178,770

See Notes to Financial Statements

ST. LOUIS MERCANTILE LIBRARY

at the University of Missouri-St. Louis

Summary of Fund Balances

As of the Date Indicated

	April 1, 1997	2011	June 30, 2012	2013
<u>Expendable Funds (Continued)</u>				
<u>Herman T. Pott National Inland Waterways Library</u>				
Ruth Ferris Endowment	-	105	4,736	12,517
Herman T. Pott National Inland Waterways Library	-	71,366	76,393	116,973
Captain Donald T. Wright Award for Maritime Transportation	-	7,130	8,492	9,824
James V. Swift for Pott Library	-	255	5,655	578
Herman T. Pott Foundation General Restricted	87,517	-	-	-
Herman T. Pott Foundation Construction	14,735	-	-	-
Pott Campaign for Excel. & Growth (Transition '97-'01)	-	-	-	-
James Swift Book Acquisition	-	285	-	-
Mercantile Preservation Conservation	-	3,800	210	1,844
Total	102,252	82,941	95,486	141,736
<u>St. Louis Mercantile Library Art Museum</u>				
Mercantile Library Art Museum Acquisition	-	-	-	956
Total	-	-	-	956
Total - All Expendable Funds	869,036	390,944	336,316	419,405

<u>Funds Not Available for Library Operations</u>				
St. Louis Mercantile Library Association	324,815	468,561	443,206	477,861
<u>Unitrust</u>				
Robert McKnight Trust - Barriger Library Unitrust	-	1,525,944	1,441,402	-
Brizendine Charitable Remainder Trust, Three	-	-	-	95,092
<u>Mercantile Library Building Funds</u>	-	293,750	293,845	293,845
<u>Endowed</u>				
John W. Barriger III Endowed Professorship	550,000	825,473	773,705	826,524
St. Louis Mercantile Library Endowed Professorship	550,000	825,473	773,705	826,524
<u>Expendable</u>				
John W. Barriger Endowed Professorship	-	7	17	6
St. Louis Mercantile Library Endowed Professorship	-	42	56	6

Note: Summary of Fund Balances excludes grant funds.

See Notes to Financial Statements

ST. LOUIS MERCANTILE LIBRARY
at the University of Missouri - St. Louis
NOTES TO THE FINANCIAL STATEMENTS
For the Fiscal Years Ended June 30, 2013, 2012, and 2011

1. Organization of Library

The St. Louis Mercantile Library ("The Mercantile") is the oldest library west of the Mississippi River. It is a research library which concentrates on Western Expansion and the history, development, and growth of the St. Louis region and of the American rail and river transportation. Within The Mercantile are housed three separate historical collections, the St. Louis Mercantile Library, the John W. Barriger III National Railroad Library and the Herman T. Pott National Inland Waterways Library. Both expendable and endowed gift funds are dedicated to the operation of the respective collections. The University of Missouri-St. Louis ("University") is responsible for the management of The Mercantile and its historical collections. The University uses a combination of direct financial and staff support as well as other campus resources so that The Mercantile will continue to be one of the premier historical libraries in the United States of America.

2. Basis for Reporting

The Mercantile and University's fiscal year both end on June 30. These financial statements are not presented in accordance with generally accepted accounting principles and are intended solely for use by the St. Louis Mercantile Library Board of Direction. The University does not guarantee or certify as to the fairness of the presentation of these financial statements and does reserve the right to revise them at any time for any reason.

3. Investments

Endowed funds are invested in the University of Missouri Endowment Pool (formerly called the Balanced Pool). Investments are stated at fair market value. Investment earnings include net unrealized gains or losses on investments.

4. Gifts in Kind

The Mercantile has long been a recipient of gifts of books, art work, historical artifacts and other miscellaneous objects related to the themes of its collections. These gifts are recorded at the valuation given by the donor at the time of the donation. In many instances an appraisal is obtained by the donor or the St. Louis Mercantile Library in order to establish the fair market value for both tax and collection purposes. The following table reflects the donations over the period covered by this financial report recorded in the gifts in kind account for each respective library:

	For the Fiscal Year Ended June 30,		
	2011	2012	2013
St. Louis Mercantile Library	282,170	66,238	405,617
John W. Barriger III National Railroad Library	11,900	5,713	41,736
Herman T. Pott National Waterways Library	7,275	100	12,006
Total	301,345	72,051	459,359

5. St. Louis Mercantile Library Association

The St. Louis Mercantile Library Association retained \$324,815 as of April 1, 1997, when it affiliated. These funds are invested in the University of Missouri Endowment Pool and the earnings are tax-free as the Association has maintained its tax-exempt 501(c)(3) status under the Internal Revenue Code. The University does not assess any fees for managing these investments in compliance with the Affiliation Agreement. From time-to-time the Association's Board of Direction has distributed a portion of the investment earnings to benefit various projects of the Mercantile as well as the funds necessary to pay for the preparation of its annual Form 990 that must be filed for Federal tax purposes. Copies of the Form 990 are located on the website of the Mercantile: <http://www.umsl.edu/mercantile/about-the-library/board-of-trustees.html>

ST. LOUIS MERCANTILE LIBRARY
at the University of Missouri - St. Louis
NOTES TO THE FINANCIAL STATEMENTS
For the Fiscal Years Ended June 30, 2013, 2012, and 2011

6. *Funds Restricted to Special Activities*

Funds currently in existence but restricted from direct operational support of the Mercantile are as follows:

- a. At the time of the affiliation, both the Mercantile and Barriger Libraries endowed professorships were funded in the amount of \$550,000 each. The annual endowment earnings are matched by the State of Missouri. The Barriger endowed professor is also the head of the Center for Transportation Studies that promotes the study of and research in the areas of logistics and transportation. The Mercantile endowed professorship focuses on research and teaching in American Cultural Studies and especially in westward expansion.
- b. On April 20, 1998, Robert McKnight established a unitrust for the long-term benefit of the Barriger Library. Mr. McKnight passed away on December 9, 2012. The remainder balance of \$1,435,742 was distributed to the Robert McKnight Endowed Curator Barriger Library Endowed Fund to support the curator of the John W. Barriger III Library as prescribed by the terms of the trust.
- c. On November 11, 1998 the Anne Desloge Bates Charitable Remainder Trust was created. Mrs. Bates passed away on December 6, 2010. The remainder balance of \$20,546 was distributed to the St. Louis Mercantile Library at UMSL General Fund as prescribed by the terms of the trust.
- d. On April 23, 2013, the Brizendine Charitable Remainder Trust, Three was established for the long-term benefit Mercantile Library. When the terms of the trust are satisfied, the funds will be contributed to the John Hoover Endowed Mercantile Library Executive Directorship Fund.

7. *University Support*

The University agreed, at the time of the Mercantile's affiliation, to provide at least \$600,000 in annual support.

- a. One half of this amount, or \$300,000, would be indirect support pertaining to occupancy costs associated with the building space occupied by the Mercantile as well as administrative and development support to the Mercantile staff. No portion of this indirect support is included in these statements.
- b. The second \$300,000 in support would be direct funding to the Mercantile to assist in paying for the salary and employee benefits of its staff members, supplies, printing, and other overhead expenditures that the Mercantile incurs annually. The direct support is reported as "University Funding" in the revenue section of these financial statements.

8. *Rounding of Dollar Amounts*

Small rounding differences may occur as amounts are rounded to the nearest whole dollar.

ST. LOUIS MERCANTILE LIBRARY

at the University of Missouri - St. Louis

Consolidating Statement of Revenues, Expenditures and Changes in Fund Balance
For The Fiscal Year Ended June 30, 2011

Endowed, Trust and Association Funds	Endowed Funds Related to Library			Funds Not Available for Library Use					This Total is FYI Only
	St. Louis Mercantile Library	John W. Barriger III National Railroad Library	Herman T. Pott National Waterways Library	St. Louis Mercantile Library Endowed Professorship	John W. Barriger III Endowed Professorship	Robert McKnight Unitrust	Anne Desloge Bates Charitable Annuity Trust	St. Louis Mercantile Library Association	
Revenues:									
Gifts	1,140	14,532	-	-	-	-	-	-	15,672
Endowment Earnings	10,688	289,367	28,494	17,587	17,587	27,226	214	9,976	401,139
Investment Earnings	78,473	39,464	209,331	129,213	129,213	233,194	2,256	73,368	894,512
Transfers	-	-	-	-	-	-	-	-	-
Total Revenues	90,301	343,363	237,825	146,800	146,800	260,420	2,470	83,344	1,311,323
Transfer from Endowment Earnings -									
Distribution to Expendable	(22,700)	(82,998)	(61,016)	(37,661)	(37,661)	-	-	-	(242,036)
Endowment Management Fee	(4,396)	(4,846)	(12,204)	(7,533)	(7,533)	-	-	-	(36,512)
Transfer to St. Louis Mercantile Library	-	-	-	-	-	-	(20,546)	(19,900)	(40,446)
Professional Fees - Tax Return Preparation	-	-	-	-	-	-	-	(1,600)	(1,600)
Payments to Beneficiaries	-	-	-	-	-	(72,651)	(313)	-	(72,964)
Fund Balance, Beginning	439,150	1,608,844	1,172,752	723,867	723,867	1,338,175	18,389	406,717	6,431,761
Fund Balance, End	502,355	1,864,363	1,337,357	825,473	825,473	1,525,944	-	468,561	7,349,526

See Notes to Financial Statements

ST. LOUIS MERCANTILE LIBRARY

at the University of Missouri - St. Louis

Consolidating Statement of Revenues, Expenditures and Changes in Fund Balance
For The Fiscal Year Ended June 30, 2011

Expendable Funds	Expendable Funds Related to Library			Operating Funds	Building Funds	Funds Not Available for Library Use		This Total is FYI Only
	St. Louis Mercantile Library	John W. Barriger III National Railroad Library	Herman T. Pott National Waterways Library	University of Missouri-St. Louis	Mercantile Library Building Funds	St. Louis Mercantile Library Endowed Professorship	John W. Barriger III Endowed Professorship	
Revenues:								
Gifts	449,316	46,593	88,429	-	118,750	-	-	703,088
Investment Earnings	3,196	4,630	1,844	-	-	494	497	10,661
University Funding	-	-	-	339,482	-	-	-	339,482
Grant Funding	-	-	-	-	-	-	-	-
Other Revenue	3,960	2,204	-	72,441	-	-	-	78,605
Total Revenue	456,472	53,427	90,273	411,923	118,750	494	497	1,131,836
Expenditures:								
Salaries	(61,667)	(42,203)	(71,961)	(323,056)	-	(44,719)	(47,396)	(591,002)
Employee Benefits	(17,933)	(12,737)	(19,259)	(92,377)	-	(12,941)	(13,730)	(168,977)
Operating Expenses	(108,373)	(40,217)	(22,685)	(91,321)	-	(18,495)	(15,089)	(296,180)
Scholarships	-	-	-	-	-	-	-	-
Library Acquisitions	(353,459)	(31,447)	(113,110)	(14,421)	-	-	-	(512,437)
Building Improvements & Equipment	(453)	-	-	-	-	-	-	(453)
Total Expenditures	(541,885)	(126,604)	(227,015)	(521,175)	-	(76,155)	(76,215)	(1,569,049)
NET INCOME	(85,413)	(73,177)	(136,742)	(109,252)	118,750	(75,661)	(75,718)	(437,213)
Transfer from Endowment Earnings -								
Distribution to Expendable	22,700	82,998	61,016	-	-	37,661	37,661	242,036
State Match for Endowed Professorship	-	-	-	-	-	37,974	37,974	75,948
Other Transfers	20,546	-	-	134,625	-	-	-	155,171
Fund Balance, Beginning	164,557	175,792	158,667	18,897	175,000	68	90	693,071
Fund Balance, End	122,390	185,613	82,941	44,270	293,750	42	7	729,013

See Notes to Financial Statements

ST. LOUIS MERCANTILE LIBRARY

at the University of Missouri - St. Louis

Consolidating Statement of Revenues, Expenditures and Changes in Fund Balance
For The Fiscal Year Ended June 30, 2012

Endowed, Trust and Association Funds	Endowed Funds Related to Library			Funds Not Available for Library Use				This Total is FYI Only
	St. Louis Mercantile Library	John W. Barriger III National Railroad Library	Herman T. Pott National Waterways Library	St. Louis Mercantile Library Endowed Professorship	John W. Barriger III Endowed Professorship	Robert McKnight Unitrust	St. Louis Mercantile Library Association	
Revenues:								
Gifts	476,150	-	4,132	-	-	-	-	480,282
Endowment Earnings	9,113	34,004	24,225	14,953	14,953	34,334	8,565	140,147
Investment Earnings	(14,257)	(53,257)	(37,445)	(23,442)	(23,442)	(34,059)	(13,220)	(199,122)
Transfers	-	-	-	-	-	-	-	-
Total Revenues	471,006	(19,253)	(9,088)	(8,489)	(8,489)	275	(4,655)	421,307
Transfer from Endowment Earnings -								
Distribution to Expendable	(21,863)	(80,227)	(58,577)	(36,155)	(36,155)	-	-	(232,977)
Endowment Management Fee	(4,170)	(4,583)	(11,543)	(7,124)	(7,124)	(10,730)	-	(45,274)
Transfer to St. Louis Mercantile Library	-	-	-	-	-	-	(19,000)	(19,000)
Other Expenses	-	-	-	-	-	-	(100)	(100)
Professional Fees - Tax Return Preparation	-	-	-	-	-	-	(1,600)	(1,600)
Payments to Beneficiaries	-	-	-	-	-	(74,087)	-	(74,087)
Fund Balance, Beginning	502,355	1,864,363	1,337,357	825,473	825,473	1,525,944	468,561	7,349,526
Fund Balance, End	947,328	1,760,300	1,258,149	773,705	773,705	1,441,402	443,206	7,397,795

See Notes to Financial Statements

ST. LOUIS MERCANTILE LIBRARY

at the University of Missouri - St. Louis

Consolidating Statement of Revenues, Expenditures and Changes in Fund Balance
For The Fiscal Year Ended June 30, 2012

Expendable Funds	Expendable Funds Related to Library			Operating Funds	Building Funds	Funds Not Available for Library Use		This Total is FYI Only
	St. Louis Mercantile Library	John W. Barriger III National Railroad Library	Herman T. Pott National Waterways Library	University of Missouri-St. Louis	Mercantile Library Building Funds	St. Louis Mercantile Library Endowed Professorship	John W. Barriger III Endowed Professorship	
Revenues:								
Gifts	271,608	54,735	81,135	-	95	-	-	407,573
Investment Earnings	2,256	4,382	1,756	-	-	458	411	9,263
University Funding	-	-	-	341,305	-	-	-	341,305
Grant Funding	-	-	-	-	-	-	-	-
Other Revenue	80	288	-	36,440	-	-	-	36,808
Total Revenue	273,944	59,405	82,891	377,745	95	458	411	794,949
Expenditures:								
Salaries	(48,357)	(62,403)	(58,008)	(277,940)	-	(47,994)	(47,994)	(542,696)
Employee Benefits	(13,097)	(23,254)	(17,706)	(83,990)	-	(13,503)	(13,503)	(165,053)
Operating Expenses	(70,972)	(24,351)	(24,900)	(64,315)	-	(11,558)	(11,515)	(207,611)
Scholarships	-	-	-	-	-	-	-	-
Library Acquisitions	(197,461)	(62,425)	(28,309)	(38,539)	-	-	-	(326,734)
Building Improvements & Equipment	(292)	-	-	(673)	-	-	-	(965)
Total Expenditures	(330,179)	(172,433)	(128,923)	(465,457)	-	(73,055)	(73,012)	(1,243,059)
NET INCOME	(56,235)	(113,028)	(46,032)	(87,712)	95	(72,597)	(72,601)	(448,110)
Transfer from Endowment Earnings -								
Distribution to Expendable	21,863	80,227	58,577	-	-	36,155	36,155	232,977
State Match for Endowed Professorship	-	-	-	-	-	36,456	36,456	72,912
Other Transfers	-	-	-	65,797	-	-	-	65,797
Fund Balance, Beginning	122,390	185,613	82,941	44,270	293,750	42	7	729,013
Fund Balance, End	88,018	152,812	95,486	22,355	293,845	56	17	652,589

See Notes to Financial Statements

ST. LOUIS MERCANTILE LIBRARY

at the University of Missouri - St. Louis

Consolidating Statement of Revenues, Expenditures and Changes in Fund Balance
For The Fiscal Year Ended June 30, 2013

Endowed, Trust and Association Funds	Endowed Funds Related to Library			Funds Not Available for Library Use					This Total is FYI Only
	St. Louis Mercantile Library	John W. Barriger III National Railroad Library	Herman T. Pott National Waterways Library	St. Louis Mercantile Library Endowed Professorship	John W. Barriger III Endowed Professorship	Robert McKnight Unitrust	Brizendine Charitable Remainder Trust, Three	St. Louis Mercantile Library Association	
Revenues:									
Gifts	497,596	1,435,742	2,029	-	-	-	100,000	-	2,035,367
Endowment Earnings	16,027	38,447	18,248	11,206	11,206	-	-	6,450	101,584
Investment Earnings	105,016	263,042	138,218	84,893	84,893	15,908	(3,942)	48,805	736,833
Transfers	-	-	-	-	-	-	-	-	-
Total Revenues	618,639	1,737,231	158,495	96,099	96,099	15,908	96,058	55,255	2,873,784
Transfer from Endowment Earnings -									
Distribution to Expendable	(29,287)	(113,885)	(58,850)	(36,155)	(36,155)	-	-	-	(274,332)
Endowment Management Fee & Other Expenses	(5,631)	(4,583)	(11,597)	(7,125)	(7,125)	(3,410)	-	-	(39,471)
Gift to the John W. Barriger III Library	-	-	-	-	-	-	-	-	-
Transfer to St. Louis Mercantile Library	-	-	-	-	-	(1,435,742)	-	(19,000)	(1,454,742)
Professional Fees - Tax Return Preparation	-	-	-	-	-	-	-	(1,600)	(1,600)
Payments to Beneficiaries	-	-	-	-	-	(18,158)	(966)	-	(19,124)
Fund Balance, Beginning	947,328	1,760,300	1,258,149	773,705	773,705	1,441,402	-	443,206	7,397,795
Fund Balance, End	1,531,049	3,379,063	1,346,197	826,524	826,524	-	95,092	477,861	8,482,310

See Notes to Financial Statements

ST. LOUIS MERCANTILE LIBRARY

at the University of Missouri - St. Louis

Consolidating Statement of Revenues, Expenditures and Changes in Fund Balance
For The Fiscal Year Ended June 30, 2013

Expendable Funds	Expendable Funds Related to Library				Operating Funds	Building Funds	Funds Not Available for Library Use		This Total is FYI Only
	St. Louis Mercantile Library	John W. Barriger III National Railroad Library	Herman T. Pott National Waterways Library	St. Louis Mercantile Library Art Museum	University of Missouri-St. Louis	Mercantile Library Building Funds	St. Louis Mercantile Library Endowed Professorship	John W. Barriger III Endowed Professorship	
Revenues:									
Gifts	658,802	80,933	111,149	950	-	-	-	-	851,834
Investment Earnings	1,201	2,274	2,609	6	-	-	174	154	6,418
University Funding	-	-	-	-	348,305	-	-	-	348,305
Grant Funding	-	-	-	-	-	-	-	-	-
Other Revenue	300	-	-	-	40,905	-	-	-	41,205
Total Revenue	660,303	83,207	113,758	956	389,210	-	174	154	1,247,762
Expenditures:									
Salaries	(70,955)	(62,563)	(51,740)	-	(299,969)	-	(50,014)	(45,262)	(580,503)
Employee Benefits	(23,644)	(19,930)	(15,163)	-	(99,406)	-	(12,024)	(10,460)	(180,627)
Operating Expenses	(75,132)	(75,102)	(27,181)	-	(70,530)	-	(10,797)	(17,054)	(275,796)
Scholarships	-	-	-	-	-	-	-	-	-
Library Acquisitions	(509,934)	(13,165)	(32,274)	-	(5,370)	-	-	-	(560,743)
Building Improvements & Equipment	-	(374)	-	-	-	-	-	-	(374)
Total Expenditures	(679,665)	(171,134)	(126,358)	-	(475,275)	-	(72,835)	(72,776)	(1,598,043)
NET INCOME	(19,362)	(87,927)	(12,600)	956	(86,065)	-	(72,661)	(72,622)	(350,281)
Transfer from Endowment Earnings -									
Distribution to Expendable	29,287	113,885	58,850	-	-	-	36,155	36,155	274,332
State Match for Endowed Professorship	-	-	-	-	-	-	36,456	36,456	72,912
Other Transfers	-	-	-	-	67,673	-	-	-	67,673
Fund Balance, Beginning	88,018	152,812	95,486	-	22,355	293,845	56	17	652,589
Fund Balance, End	97,943	178,770	141,736	956	3,963	293,845	6	6	717,225

See Notes to Financial Statements

ST. LOUIS MERCANTILE LIBRARY

at the University of Missouri - St. Louis

Consolidating Balance Sheet

June 30, 2011

	Endowed Funds Related to Library			Funds Not Available for Library Use				This Total is FYI Only
	St. Louis Mercantile Library	John W. Barriger III National Railroad Library	Herman T. Pott National Waterways Library	St. Louis Mercantile Library Endowed Professorship	John W. Barriger III Endowed Professorship	Robert McKnight Unitrust	St. Louis Mercantile Library Association	
Endowed, Trust and Association Funds								
Assets:								
Cash and Short-term Funds	192	9,499	-	-	-	47,604	46	57,341
Investment-UM Balanced Pool	502,163	1,854,864	1,337,357	825,473	825,473	1,478,340	468,515	7,292,185
Total Assets	502,355	1,864,363	1,337,357	825,473	825,473	1,525,944	468,561	7,349,526
Liabilities and Fund Balance:								
Liabilities	-	-	-	-	-	-	-	-
Fund Balance-Endowed	502,355	1,864,363	1,337,357	825,473	825,473	1,525,944	468,561	7,349,526
Total Liabilities and Fund Balance	502,355	1,864,363	1,337,357	825,473	825,473	1,525,944	468,561	7,349,526

	Expendable Funds Related to Library			Operating Funds	Building Funds	Funds Not Available for Library Use		This Total is FYI Only
	St. Louis Mercantile Library	John W. Barriger III National Railroad Library	Herman T. Pott National Waterways Library	University of Missouri-St. Louis	Mercantile Library Building Funds	St. Louis Mercantile Library Endowed Professorship	John W. Barriger III Endowed Professorship	
Expendable Funds								
Assets:								
Cash and Short-term Funds	123,230	185,934	82,941	47,178	293,750	1,218	1,183	735,434
Investment-UM Balanced Pool	-	-	-	-	-	-	-	-
Total Assets	123,230	185,934	82,941	47,178	293,750	1,218	1,183	735,434
Liabilities and Fund Balance:								
Liabilities	840	321	-	2,908	-	1,176	1,176	6,421
Fund Balance-Expendable	122,390	185,613	82,941	44,270	293,750	42	7	729,013
Total Liabilities and Fund Balance	123,230	185,934	82,941	47,178	293,750	1,218	1,183	735,434

See Notes to Financial Statements

ST. LOUIS MERCANTILE LIBRARY

at the University of Missouri - St. Louis

Consolidating Balance Sheet

June 30, 2012

Endowed, Trust and Association Funds	Endowed Funds Related to Library			Funds Not Available for Library Use				This Total is FYI Only
	St. Louis Mercantile Library	John W. Barriger III National Railroad Library	Herman T. Pott National Waterways Library	St. Louis Mercantile Library Endowed Professorship	John W. Barriger III Endowed Professorship	Robert McKnight Unitrust	St. Louis Mercantile Library Association	
Assets:								
Cash and Short-term Funds	475,190	-	4,666	-	-	-	56	479,912
Investment-UM Balanced Pool	472,138	1,760,300	1,253,483	773,705	773,705	1,441,402	443,150	6,917,883
Total Assets	947,328	1,760,300	1,258,149	773,705	773,705	1,441,402	443,206	7,397,795
Liabilities and Fund Balance:								
Liabilities	-	-	-	-	-	-	-	-
Fund Balance-Endowed	947,328	1,760,300	1,258,149	773,705	773,705	1,441,402	443,206	7,397,795
Total Liabilities and Fund Balance	947,328	1,760,300	1,258,149	773,705	773,705	1,441,402	443,206	7,397,795

Expendable Funds	Expendable Funds Related to Library			Operating Funds	Building Funds	Funds Not Available for Library Use		This Total is FYI Only
	St. Louis Mercantile Library	John W. Barriger III National Railroad Library	Herman T. Pott National Waterways Library	University of Missouri-St. Louis	Mercantile Library Building Funds	St. Louis Mercantile Library Endowed Professorship	John W. Barriger III Endowed Professorship	
Assets:								
Cash and Short-term Funds	124,595	153,616	102,778	25,945	293,845	1,418	1,379	703,576
Investment-UM Balanced Pool	-	-	-	-	-	-	-	-
Total Assets	124,595	153,616	102,778	25,945	293,845	1,418	1,379	703,576
Liabilities and Fund Balance:								
Liabilities	36,577	804	7,292	3,590	-	1,362	1,362	50,987
Fund Balance-Expendable	88,018	152,812	95,486	22,355	293,845	56	17	652,589
Total Liabilities and Fund Balance	124,595	153,616	102,778	25,945	293,845	1,418	1,379	703,576

See Notes to Financial Statements

ST. LOUIS MERCANTILE LIBRARY

at the University of Missouri - St. Louis

Consolidating Balance Sheet

June 30, 2013

	Endowed Funds Related to Library			Funds Not Available for Library Use				This Total is FYI Only
	St. Louis Mercantile Library	John W. Barriger III National Railroad Library	Herman T. Pott National Waterways Library	St. Louis Mercantile Library Endowed Professorship	John W. Barriger III Endowed Professorship	Brizendine Charitable Remainder Trust, Three	St. Louis Mercantile Library Association	
Endowed, Trust and Association Funds								
Assets:								
Cash and Short-term Funds	-	-	-	-	-	-	284	284
Investment-UM Balanced Pool	1,531,049	3,379,063	1,346,197	826,524	826,524	95,092	478,577	8,483,026
Total Assets	1,531,049	3,379,063	1,346,197	826,524	826,524	95,092	478,861	8,483,310
Liabilities and Fund Balance:								
Liabilities	-	-	-	-	-	-	-	-
Fund Balance-Endowed	1,531,049	3,379,063	1,346,197	826,524	826,524	95,092	477,861	8,482,310
Total Liabilities and Fund Balance	1,531,049	3,379,063	1,346,197	826,524	826,524	95,092	477,861	8,482,310

	Expendable Funds Related to Library				Operating Funds	Building Funds	Funds Not Available for Library Use		
	St. Louis Mercantile Library	John W. Barriger III National Railroad Library	Herman T. Pott National Waterways Library	St. Louis Mercantile Library Art Museum	University of Missouri-St. Louis	Mercantile Library Building Funds	St. Louis Mercantile Library Endowed Professorship	John W. Barriger III Endowed Professorship	This Total is FYI Only
Expendable Funds									
Assets:									
Cash and Short-term Funds	99,217	179,870	145,731	956	8,159	293,845	6	6	727,790
Investment-UM Balanced Pool	-	-	-	-	-	-	-	-	-
Total Assets	99,217	179,870	145,731	956	8,159	293,845	6	6	727,790
Liabilities and Fund Balance:									
Liabilities	1,274	1,100	3,995	-	4,196	-	-	-	10,565
Fund Balance-Expendable	97,943	178,770	141,736	956	3,963	293,845	6	6	717,225
Total Liabilities and Fund Balance	99,217	179,870	145,731	956	8,159	293,845	6	6	727,790

See Notes to Financial Statements